



Charging Inlets

TE Internal #: 2388502-1

Automotive Connector Caps & Covers, Sealing Cover, Cable Exit Angle 90° (Right Angle), Black / Orange, PA GF, Cable-to-Panel, Charging Inlets

[View on TE.com >](#)

Connectors > Automotive Connectors > Connector Accessories > Connector Caps & Covers



Protection & Strain Relief Accessory Type: **Sealing Cover**

Cable Exit Angle: **90° (Right Angle)**

Strain Relief: **With**

Primary Product Color: **Black, Orange**

Primary Product Material: **PA GF**

Features

Product Type Features

Protection & Strain Relief Accessory Type	Sealing Cover
Connector System	Cable-to-Panel
Sealable	Yes
Connector & Contact Terminates To	Wire & Cable

Configuration Features

Number of Positions	9
---------------------	---

Body Features

Cable Exit Angle	90° (Right Angle)
Primary Product Color	Black, Orange
Primary Product Material	PA GF

Contact Features

Contact Current Rating (Max)	32 A, 200 A
------------------------------	-------------

Mechanical Attachment

--	--



Strain Relief	With
Connector Mounting Type	Panel Mount

Usage Conditions

Operating Temperature (Max)	85 °C[185 °F]
Operating Temperature Range	-40 – 85 °C[-40 – 185 °F]

Operation/Application

Circuit Application	Power & Signal
---------------------	----------------

Industry Standards

Degree of Protection	IP67
----------------------	------

Packaging Features

Packaging Quantity	1
Packaging Method	Bag & Box

Other

Serviceable	No
-------------	----

Product Compliance

[For compliance documentation, visit the product page on TE.com>](#)

EU RoHS Directive 2011/65/EU	Compliant with Exemptions
EU ELV Directive 2000/53/EC	Compliant with Exemptions
China RoHS 2 Directive MIIT Order No 32, 2016	Restricted Materials Above Threshold
EU REACH Regulation (EC) No. 1907/2006	Current ECHA Candidate List: JUNE 2022 (224) Not Yet Reviewed
Halogen Content	Not Yet Reviewed for halogen content
Solder Process Capability	Not reviewed for solder process capability

Product Compliance Disclaimer

This information is provided based on reasonable inquiry of our suppliers and represents our current actual knowledge based on the information they provided. This information is subject to change. The part numbers that TE has identified as EU RoHS compliant have a maximum concentration of 0.1% by weight in homogenous materials for lead, hexavalent chromium, mercury, PBB, PBDE, DBP, BBP, DEHP, DIBP, and 0.01% for cadmium, or qualify for an exemption to these limits as defined in the Annexes of Directive 2011/65/EU (RoHS2). Finished electrical and electronic equipment products will be CE marked as required by Directive 2011/65/EU. Components may not be CE marked. Additionally, the part numbers that TE has identified as EU ELV compliant have a maximum concentration of 0.1% by weight in homogenous materials for lead, hexavalent chromium, and mercury, and 0.01% for cadmium, or qualify for an exemption to these limits as defined in the Annexes of Directive 2000/53/EC (ELV). Regarding the REACH Regulations, TE's information on SVHC in articles for this part number is still based on the European Chemical Agency (ECHA) 'Guidance on requirements for substances in articles' (Version: 2, April 2011), applying the 0.1% weight on weight concentration threshold at the finished product level. TE is aware of the European Court of Justice ruling of September 10th, 2015 also known as O5A (Once An Article Always An Article) stating that, in case of 'complex object', the threshold for a SVHC must be applied to both the

product as a whole and simultaneously to each of the articles forming part of its composition. TE has evaluated this ruling based on the new ECHA "Guidance on requirements for substances in articles" (June 2017, version 4.0) and will be updating its statements accordingly.

Compatible Parts



TE Part # 1-967640-1
4POS MQS REC COD A




TE Part # 2151022-1
OCEAN_2.0_APPLICATOR-S-055F070F




TE Part # 2276149-6
Large Size Wire Applicator-LP


Also in the Series | Charging Inlets




Automotive Connector Caps & Covers (29)




Automotive Connector Locks & Position Assurance(3)



Automotive Housings(14)




Automotive Seals & Cavity Plugs(4)



Automotive Terminals(14)




Crimp Wire Pins, Tabs & Ferrules(6)



Electric, Hybrid & Fuel Cell Cable Assemblies(48)



High Voltage Wire Processing Equipment(18)



Other Automotive Connector Accessories(2)

Documents

Product Drawings
CHARGE INLET, COMBO 2, LED, 90 DEGREE



English

CAD Files

3D PDF

3D

Customer View Model

[ENG_CVM_CVM_2388502-1_A.2d_dxf.zip](#)

English

Customer View Model

[ENG_CVM_CVM_2388502-1_A.3d_igs.zip](#)

English

Customer View Model

[ENG_CVM_CVM_2388502-1_A.3d_stp.zip](#)

English

By downloading the CAD file I accept and agree to the [Terms and Conditions](#) of use.

Product Specifications

Application Specification

English

Mouser Electronics

Authorized Distributor

Click to View Pricing, Inventory, Delivery & Lifecycle Information:

[TE Connectivity:](#)

[2388502-1](#)